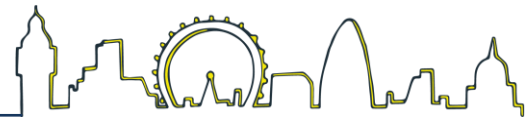


CAPITAL nurse


Introduction of the Digital IV Therapy Passport within your Trust

What are these slides going to tell you?

- What is the Digital IV Therapy Passport?
- How will we access it?
- What has changed in how assessments are recorded?
- What does the assessment process look like?
- What should we expect to happen next?



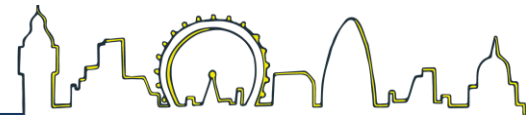
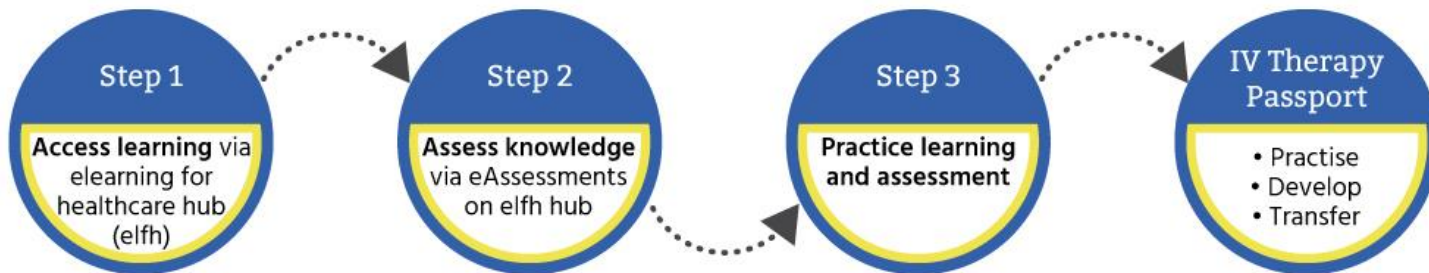
What is the Digital IV Therapy Passport?



The **practice learning and assessment** component of the IV Therapy Passport can now be accessed online in digital format by learners and assessors (replacing the paper Practice Learning and Assessment Document).

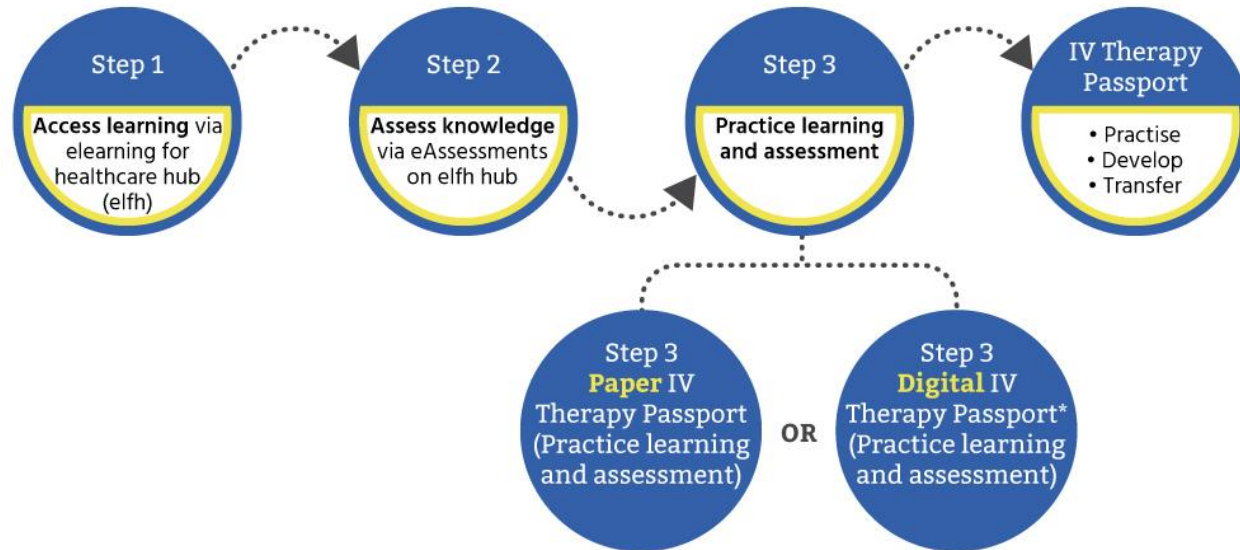
HEE TEL provide this as well as elearning for healthcare (elfh), which is also part of the pathway.

Practice learning and assessment is step 3 of the pathway to the IV Therapy Passport:

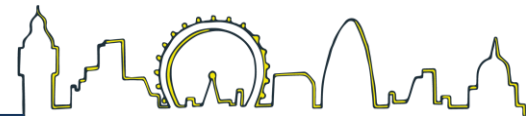


Your Trust has signed up to be an ‘**early adoption**’ Trust. This means you will soon be able to start using digital platform with learners to assess their practice proficiency in IV Therapy.


For a period, some other Trusts will still be using the paper document but eventually all Trusts and Universities will be using the digital platform.



*available to early adoption sites prior to wider rollout



How will we access it?



The Digital Learning Solutions (DLS) platform

When a staff member is ready to begin (after completing step 1 and 2), they will create an account on the DLS platform.

Their education lead or line manager will then enrol them to the IV Therapy Passport on the platform.

It is accessed via a browser – either at work on desktops or on mobile devices anywhere.

Staff using the platform in a learning capacity will access the DLS ‘**learning portal**’.

Education staff / line managers, and those who assess proficiencies for IV therapy in practice, will have access to the ‘**supervise**’ platform.

The screenshot shows the NHS Digital Learning Solutions website. At the top, there is a navigation bar with the NHS logo and the text 'Digital Learning Solutions'. Below this, a secondary navigation bar contains links for 'Welcome', 'Find your centre', 'Pricing', 'My account', 'Help', and 'Switch application'. The main content area is titled 'Switch application' and features four cards: 'Learning Portal' (Access to your current, available and completed learning courses.), 'Tracking System' (Manage and distribute learning to your organisation and access reports.), 'Supervise' (Assign and review staff profile assessments and arrange supervision sessions.), and 'Frameworks' (Create and distribute competency frameworks and role profiles.). At the bottom, there is a footer with links for 'Terms of use', 'Accessibility', and 'Privacy', and a copyright notice: '© Digital Learning Solutions, Health Education England 2022'.



All practice learning and assessment will be recorded on the platform after the supervised episode in practice.

IV Therapy Passport

Selecting Proficiencies

- All core proficiencies must be achieved plus optional proficiencies
- After discussion with your Manager/ Educator, select at least one method of preparation, one method of administration, and one vascular access device proficiency, but select all those which are relevant to the scope of your role
- Additional optional proficiencies can be achieved over time if your scope changes
- In the list of proficiencies, you will find a dedicated area to record completion of pre-requisite learning and completion of e-learning and e-Assessments

Assessment Process

There are four opportunities to record assessments.

As a minimum, you must achieve proficiency in the first and final assessments. You can use the additional optional assessments to

Activity Supervisors

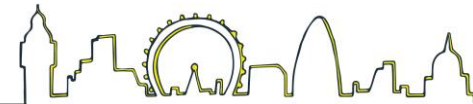
- Chris Hill, Educator/Manager
- Chris Hill, Assessor
- Susie Scott, Assessor

Manage supervisors




The DLS platform is organised by ‘centres’ – a Trust is one centre. Your Trust will have a Centre Manager and a ‘Clinical Centre Manager’ to help manage the day to day running of the centre.

Staff will be able to transfer into your organisation with their Digital IV Therapy Passport and if they move to another organisation, they can transfer on with their records too. They do this by moving ‘centres’.



**What has changed in
how assessments are
recorded?**



Self assessment is now included

Learners are now asked to **self assess** their performance in practice against the proficiencies – they record this on the platform.

Their assessor will then confirm the self assessment or reject it, in which case they write a short action plan.

Some terminology has changed to make it clearer

Educational supervisor



Changed to

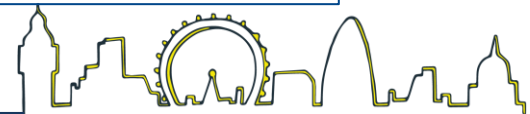
Educator / Manager

Supervised assessment




Changed to

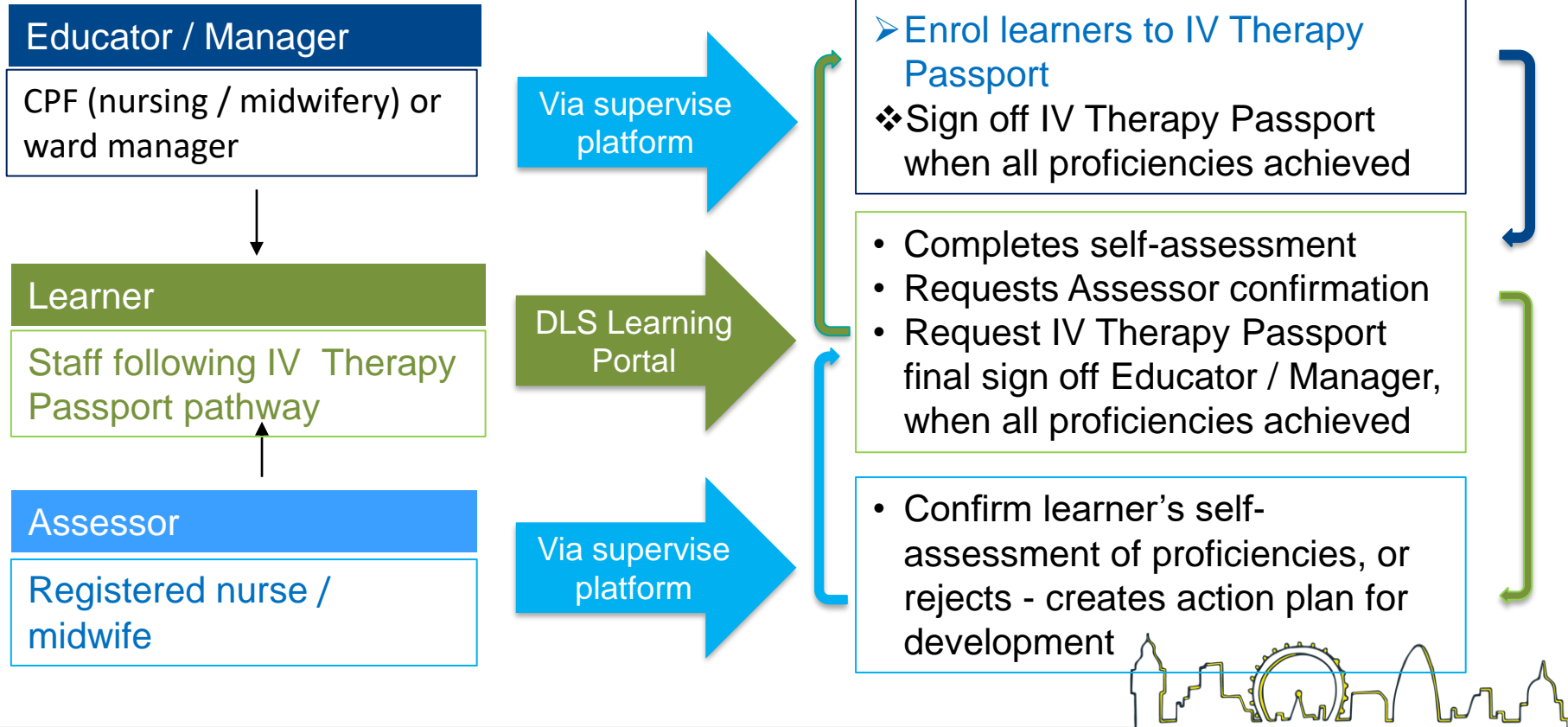
First assessment




**What does the
assessment process
look like?**



Using the DLS platform for the IV Therapy Passport



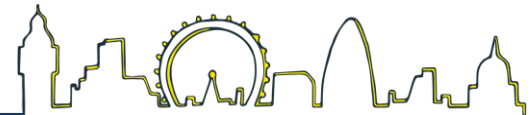
**What should we expect
to happen next?**



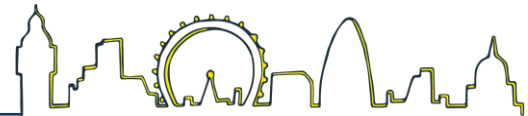


Support and training material will be made available (august 2022):

- How to tutorial videos
- Written guides
- Frequently asked questions
- Recorded Introductory session to Digital IV Therapy Passport



For more information, please contact the education lead or Clinical Centre Manager for IV Therapy Passport within your organisation.





<https://hee.nhs.uk/our-work/capitalnurse>



capitalnurse@hee.nhs.uk



@Capital_Nurse

