

Digital frameworks operational guides and videos

Resource Locator

Learner

November 2022

I need help with.....

Section 1. Creating and accessing my account:

- [Register](#)
- [Log in](#)
- [Forgot password](#)
- [My account](#)
- [Log out](#)

Section 3. Digital IV Therapy videos:

- [Video for Learners](#)

Section 2. Digital IV Therapy FAQs

- [Learner Digital IV Therapy FAQs](#)

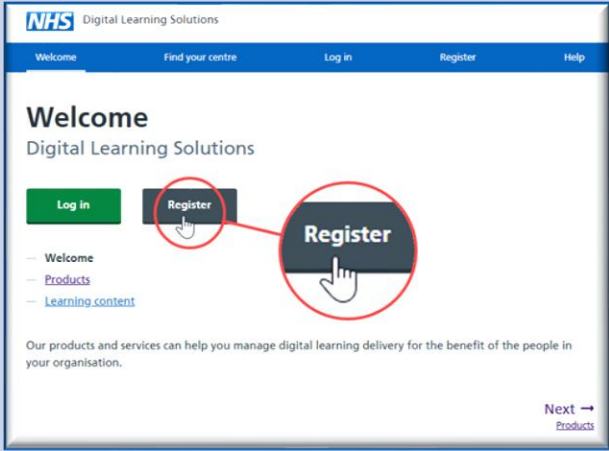
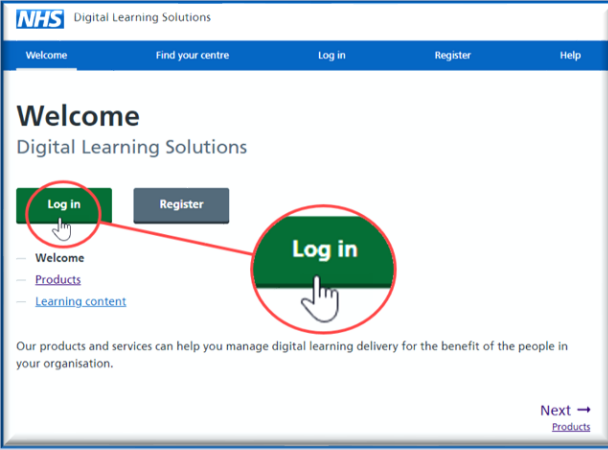
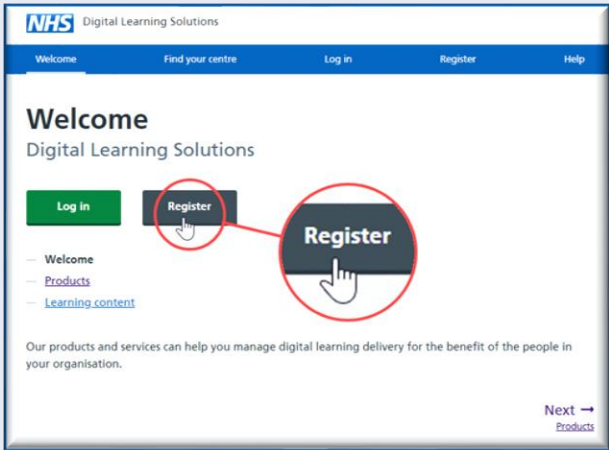
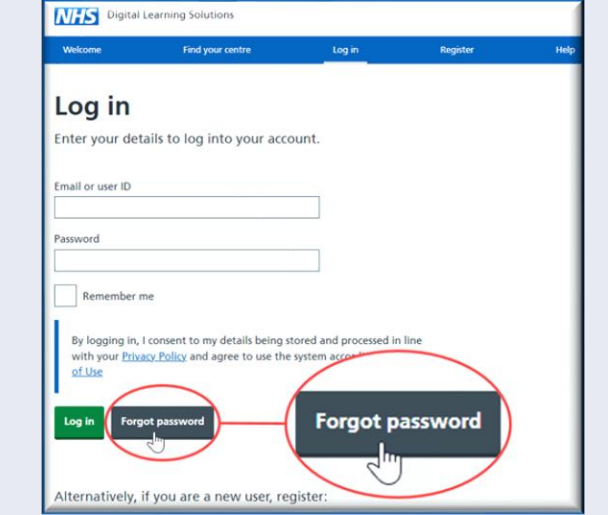
Section 4. Digital IV Therapy user guides:

- [User guide for Learners](#)

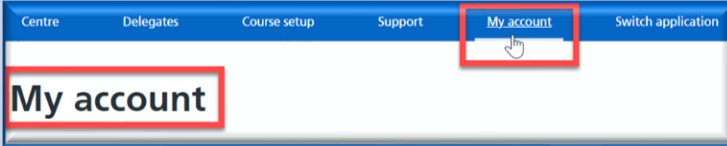
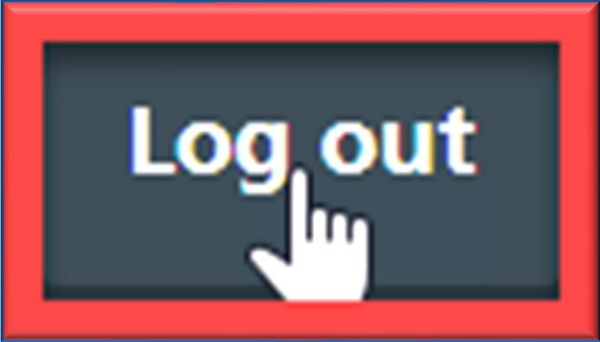
Section 5. I still need help:

- [Accessing support](#)

Section 1. Creating and accessing my account:

Topic	Click an image to access the download link	Topic	Click an image to access the download link
DLS001 Self-registration GUIDE		DLS002 Log in GUIDE	
DLS001V Self registration VIDEO		DLS003 Forgot password GUIDE	

Section 1. Creating and accessing my account:

Topic	Click an image to access the download link
<p data-bbox="530 382 789 601">DLS007 My account GUIDE</p>	 <p data-bbox="934 458 1665 601">A screenshot of a navigation menu with a blue header. The header contains the following items: 'Centre', 'Delegates', 'Course setup', 'Support', 'My account', and 'Switch application'. The 'My account' item is highlighted with a red box and a mouse cursor. Below the header, the text 'My account' is displayed in a white box with a red border.</p>
<p data-bbox="576 906 741 1125">DLS006 Log out GUIDE</p>	 <p data-bbox="1017 858 1614 1196">A graphic of a 'Log out' button. The text 'Log out' is written in white on a dark grey rectangular background. A white hand icon is pointing at the text. The entire graphic is enclosed in a red rectangular border.</p>

Section 6. Digital IV Therapy FAQs, videos and user guides:

Topic	Click an image to access the download link
Digital IV Therapy FAQs	 <p><u>Learners</u></p>
DLS037V Digital IV Therapy Passport for Learners VIDEO	 <p>This video is aimed at learners completing the IV Therapy self-assessment</p> <p>Health Educa</p> <p>VIDEO</p> <p>@NHS_HealthEdEng</p>

Section 6. Digital IV Therapy FAQs, videos and user guides:

Topic	Click an image to access the download link
<p data-bbox="420 662 890 953">DLS040 Digital IV Therapy Passport for Learners GUIDE</p>	<p data-bbox="934 511 1757 1039">Overview of practice learning and assessment completion using Digital IV Therapy Passport</p> <p>Legend: ■ Educator / Manager step ■ Assessor step ■ Learner step ✉ Automatic email generated to Educator / Manager, Assessor, Learner</p> <ol style="list-style-type: none">1. Access DLS platform, log in & switch to 'supervise' platform (Educator/Manager step)2. Add the member of staff you will 'supervise' (the learner) (Educator/Manager step)3. Enrol the learner on IV Therapy Passport (Educator/Manager step)4. Launch self assessment (Learner step)5. Complete 'Pre-requisite' & 'Record of Knowledge & Learning Assessment' (step 1 & 2 IVTP) (Learner step)6. Begin self assessment of proficiencies based on practice assessment (step 3 IVTP) (Learner step)7. Send achieved proficiencies to assessor for confirmation (Assessor step)8. Confirm learner's self-assessed 'achieved' proficiencies (Assessor step)9. Request sign off from Educator / Manager when all required* proficiencies are achieved (Educator/Manager step)10. Complete final sign off when all proficiencies are achieved by learner (Learner step) <p>✉ Digital IV Therapy Passport achieved*</p> <p>★ Indicates the Learner steps in the process</p>

Section 7. I still need help:

Topic	Your support contacts
Support	<p>If you have been unable to resolve your question after viewing the guidance above, you should contact:</p> <p>Learners: Your Educator / Manager or Assessor</p>