

Digital frameworks operational guides and videos

Resource Locator

**Educator /
Managers**

Assessors

November 2022

I need help with.....

Section 1. Creating and accessing my account:

- Register (you may have been pre-registered by your clinical centre manager)
- Log in
- Forgot password
- My account
- Log out

Section 2. Digital IV Therapy FAQs

- Supervisor Digital IV Therapy FAQs
- Learner Digital IV Therapy FAQs

Section 3. Digital IV Therapy videos:

- Video for Educator / Managers
- Video for Assessors
- Video for Learners

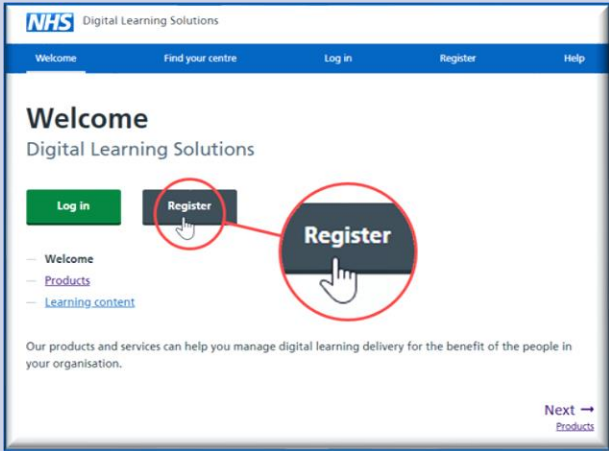
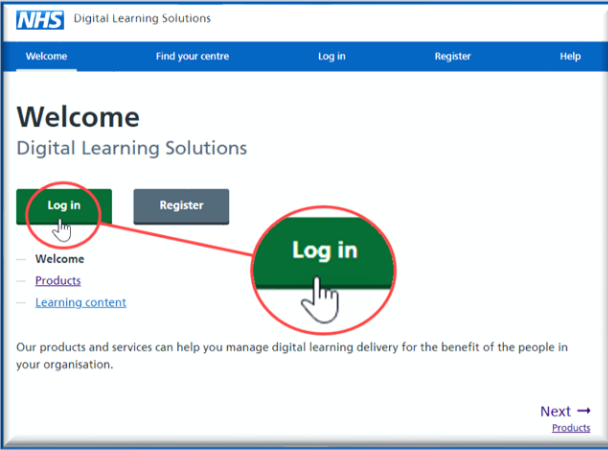
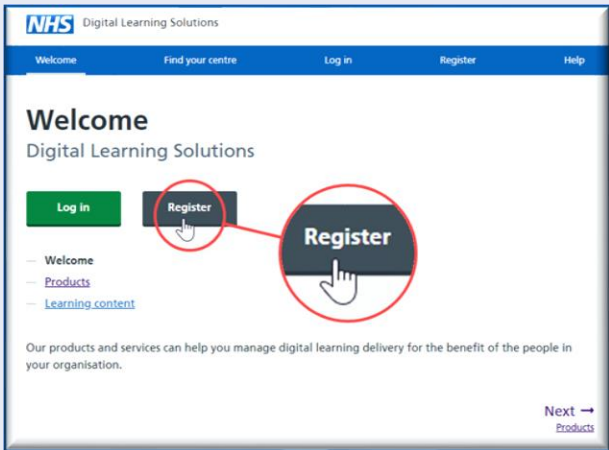
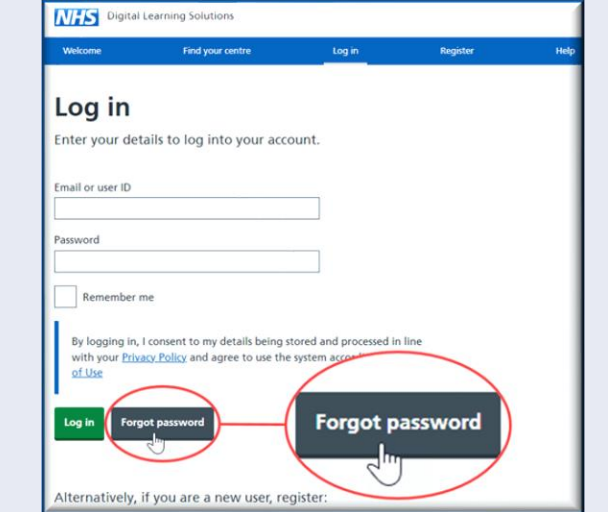
Section 4. Digital IV Therapy user guides:

- User guide for Educator / Managers
- User guide for Assessors
- User guide for Learners

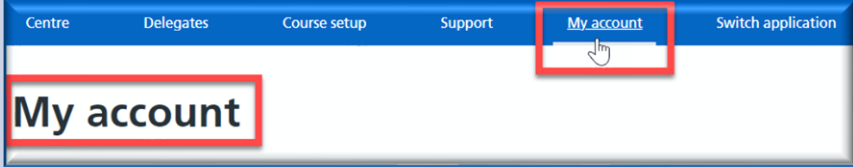
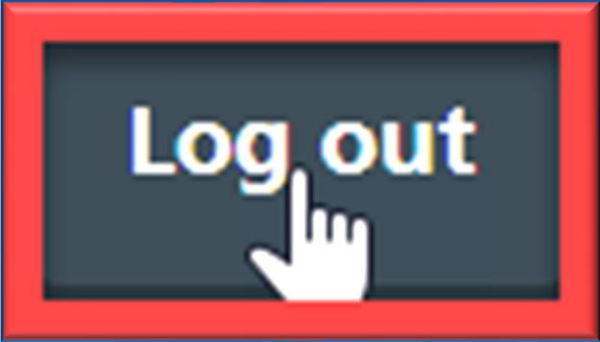
Section 5. I still need help:

- Accessing support




Section 1. Creating and accessing my account:

Topic	Click an image to access the download link	Topic	Click an image to access the download link
DLS001 Self-registration GUIDE		DLS002 Log in GUIDE	
DLS001V Self registration VIDEO		DLS003 Forgot password GUIDE	

Section 1. Creating and accessing my account:

Topic	Click an image to access the download link
<p data-bbox="453 375 623 419">DLS007</p> <p data-bbox="410 465 671 509">My account</p> <p data-bbox="466 554 615 598">GUIDE</p>	 <p>The screenshot shows a horizontal navigation bar with several items: 'Centre', 'Delegates', 'Course setup', 'Support', 'My account', and 'Switch application'. The 'My account' item is highlighted with a red rectangular box, and a white mouse cursor is pointing at it. Below the navigation bar, the text 'My account' is also highlighted with a red rectangular box.</p>
<p data-bbox="457 901 623 945">DLS006</p> <p data-bbox="457 989 623 1033">Log out</p> <p data-bbox="466 1078 615 1122">GUIDE</p>	 <p>The image shows a dark grey rectangular button with the text 'Log out' in white. A white hand cursor is pointing at the button. The entire button is enclosed in a thick red border.</p>

Section 6. Digital IV Therapy FAQs, videos and user guides:

Topic	Click an image to access the download link	Topic	Click an image to access the download link
<p>Digital IV Therapy FAQs</p>	<p>Digital IV Therapy Passport Frequently Asked Questions</p> <p><u>Supervisors</u></p> <p><u>Learners</u></p>	<p>DLS036V Digital IV Therapy Passport for Assessors VIDEO</p>	<p>This video is aimed at assessors who will confirm learners self-assessments against the proficiencies.</p>  <p><small>@NHS_HealthEdEng</small></p>
<p>DLS035V Digital IV Therapy Passport for Educator Managers VIDEO</p>	<p>This video is aimed at educator / managers and demonstrates enrolling learners onto a passport and final sign-off.</p> <p>Educator / managers can also assess learners. For further guidance about assessing learners please see the assessor video.</p>  <p><small>@NHS_HealthEdEng</small></p>	<p>DLS037V Digital IV Therapy Passport for Learners VIDEO</p>	<p>This video is aimed at learners completing the IV Therapy self-assessment</p>  <p><small>@NHS_HealthEdEng</small></p>

Section 6. Digital IV Therapy FAQs, videos and user guides:

Topic	Click an image to access the download link	Topic	Click an image to access the download link
<p>DLS038</p> <p>Digital IV Therapy Passport for Educator Managers GUIDE</p>	<p>★ Indicates the Educator/Manager steps in the process</p>	<p>DLS040</p> <p>Digital IV Therapy Passport for Learners GUIDE</p>	<p>★ Indicates the Learner steps in the process</p>
<p>DLS039</p> <p>Digital IV Therapy Passport for Assessors GUIDE</p>	<p>★ Indicates the Assessor steps in the process</p>		

Section 7. I still need help:

Topic	Your support contacts
Support	<p>If you have been unable to resolve your question after viewing the guidance above, you should contact:</p> <p>Educator / Managers and Assessors: Your Clinical Centre Manager or Administrator</p> <p>Learners: Your Educator / Manager or Assessor</p>